


The Adventures of Bella & Harry

Let's Visit Saint Petersburg!

Written by: Lisa Manzione

Illustrations by: Kristine Lucco



Dear Teacher,

We hope you and your class enjoy reading about Bella & Harry and their visit to Saint Petersburg. Here are some activities you may wish to do with your class.

Background Information for the Teacher:

The “Bella & Harry” series is an informative, interactive and exciting way to introduce children to travel, different countries, customs, history and landmarks. Traveling the world with these two cute and cuddly Chihuahuas will allow the young reader to gain an appreciation of the world and its cultural diversity.

Internet: To learn more about the series, please visit: www.BellaAndHarry.com.

Contact Information: email: Inquiries@BellaAndHarry.com or phone 855-235-5211.

The following titles are available (please check our website for updates):

Let's Visit Paris!	978-1-937616-01-4	Let's Visit Venice!	978-1-937616-02-1
Let's Visit London!	978-1-937616-03-8	Let's Visit Cairo!	978-1-937616-04-5
Let's Visit Athens!	978-1-937616-05-2	Let's Visit Barcelona!	978-1-937616-06-9
Let's Visit Edinburgh!	978-1-937616-07-6	Let's Visit Rome!	978-1-937616-08-3
Let's Visit Istanbul!	978-1-937616-09-0	Let's Visit Jerusalem!	978-1-937616-00-7
Let's Visit Dublin!	978-1-937616-51-9	Let's Visit Maui!	978-1-937616-52-6
Let's Visit St. Petersburg!	978-1-937616-53-3	Let's Visit Vancouver!	978-1-937616-54-0
Let's Visit Berlin!	978-1-937616-55-7	Let's Visit Beijing!	978-1-937616-56-4
	Let's Visit Rio de Janeiro!		978-1-937616-57-1
	Christmas in New York City!		978-1-937616-58-8

Activities:

1. **Compare and Contrast** - After reading *The Adventures of Bella & Harry: Let's Visit Saint Petersburg!*, students can use the attached Venn Diagram to compare and contrast Saint Petersburg with a city in the United States. If you have read more than one adventure, you may want to compare and contrast those two cities as well.
2. **Comprehension** - Use the attached sheet to answer questions about the story.
3. **Vocabulary** - Use the attached sheet to match Russian words with the correct definition.
4. **Crossword Puzzle** - Use the attached crossword puzzle to fill in the blanks.
5. **Writing Assignment** - Use the attached sheet to help your students express what they have learned.

Extensions:

- ~ Choose one of Saint Petersburg's landmarks and research more about it.
- ~ Use books and the internet to research Saint Petersburg or Russia.
- ~ Have students think of other places they would like to learn more about.
- ~ Create a journal pretending the student is visiting Saint Petersburg. Have them document what they see and do.
- ~ Look up and research other cities that begin with the letter “S”.

Name: _____

Date: _____

Facts about Saint Petersburg

Directions: Think back about the story and then answer the following questions.

1. Where is Saint Petersburg located? _____
2. When was the Grand Palace built? What would you see if you visited the Grand Palace?

3. Who was Peter the Great? _____
4. What is a 'Tsar'? _____
5. Bella and Harry see a body of water called the Gulf of Finland. Where is Finland located and where does the gulf lead to? _____

6. What is the name of the popular museum that Bella and Harry visit in Saint Petersburg? How many buildings make up the main complex?

7. Describe the Winter Palace (give at least 3 facts). _____

8. Who are Rembrandt and Matisse? _____
9. What are some foods you might eat while in Saint Petersburg? _____

10. What was something that you learned about Saint Petersburg that you found interesting?

Name _____ Date _____

Russian Vocabulary Matching

Directions: Match the Russian words and phrases to their meaning.

- | | |
|---------------------|-------------------|
| 1. ___ Da | A) Good night |
| 2. ___ Privet | B) Good -bye |
| 3. ___ Do svi danya | C) Thank you |
| 4. ___ Dobre utro | D) Yes |
| 5. ___ Dobre den | E) Hello |
| 6. ___ Dobre vecher | F) Good morning |
| 7. ___ Nyet | G) Good afternoon |
| 8. ___ Spasibo | H) No |

Pretend you are in Saint Petersburg. Draw and label three things you might see/ do if you were there.

--	--	--


Name _____

Date _____

ANSWER KEY

Bella & Harry

Let's Visit Saint Petersburg!



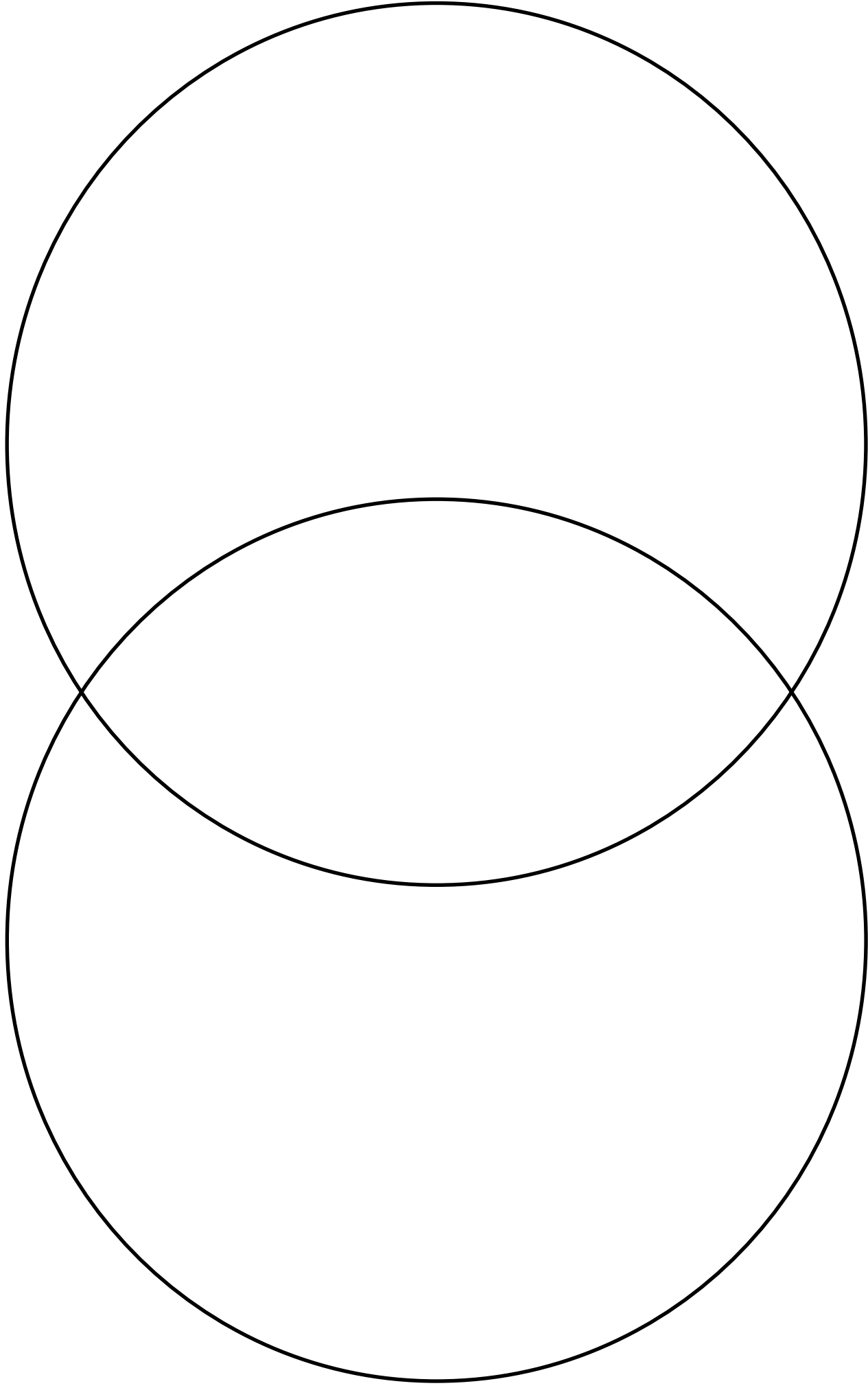
Across

1. The Gulf of Finland flows into the _____ Sea
2. The capital of Russia is _____
3. At the Hermitage, Bella & Harry saw paintings by this painter
8. Matryoshka dolls are also known as _____ dolls
9. This word means “no” in Russian

Down

1. A hydrofoil is a fast _____
4. The _____ Palace was a main home to the tsars
5. Bella was very excited to see the Russian _____ perform
6. Borscht is a soup made with _____
7. The Russian word “privet” means _____ in English

Venn Diagram



Name _____ Date _____

Summarize the Story

Directions: In your own words, summarize the story. Remember to include the important facts and information that you learned.



Name: _____

Date: _____

ANSWER KEY

Facts about Saint Petersburg

Directions: Think back about the story and then answer the following questions.

1. Where is Saint Petersburg located? **Saint Petersburg is located in the country of Russia.**
2. When was the Grand Palace built? What would you see if you visited the Grand Palace? **The Grand Palace was built in the early 1700s. It is now a museum and has the Peterhof Palace complex, fountains, gardens and parks.**
3. Who was Peter the Great? **A leader (Tsar) who made many changes in Russia when he ruled the country.**
4. What is a 'Tsar'? **A "Tsar" is a male ruler (or emperor), usually from Russia.**
5. Bella and Harry see a body of water called the Gulf of Finland. Where is Finland located and where does the gulf lead to? **Finland is just north of Russia and the gulf leads to the Baltic Sea.**
6. What is the name of the popular museum that Bella and Harry visit in Saint Petersburg? How many buildings make up the main complex? **They visited the State Hermitage Museum and it is made up of six main buildings.**
7. Describe the Winter Palace (give at least 3 facts). 1) **It is green and white,;** 2) **it is 3 stories high;** 3) **it has 1,786 doors;** 4) **it has 1,945 windows;** 5) **it has more than 1,000 rooms and halls;** 6) **it used to be the home of the tsars of Russia;** 7) **it was built using the Baroque style of architecture;** 8) **it has a huge staircase called the 'Principal' or 'Jordan' Staircase.**
8. Who are Rembrandt and Matisse? **Famous painters.**
9. What are some foods you might eat while in Saint Petersburg?. **Potato salad, soup made with beets with sour cream on top (borscht) and a fried chicken outlet filled with flavored butter (Chicken Kiev).**
10. What was something that you learned about Saint Petersburg that you found interesting?

Name _____

Date _____

ANSWER KEY

Russian Vocabulary Matching

Directions: Match the Russian words and phrases to their meaning.

- | | |
|--------------------------|-------------------|
| 1. D Da | A) Good night |
| 2. E Privet | B) Good -bye |
| 3. B Do svi danya | C) Thank you |
| 4. F Dobre utro | D) Yes |
| 5. G Dobre den | E) Hello |
| 6. A Dobre vecher | F) Good morning |
| 7. H Nyet | G) Good afternoon |
| 8. C Spasibo | H) No |

Pretend you are in Saint Petersburg. Draw and label three things you might see/ do if you were there. **Answers will vary.**

Name _____

Date _____

ANSWER KEY

Bella & Harry

Let's Visit Saint Petersburg!

										7 H		
	1 B	A	L	T	I	C				E		
	O									L		
	A		2 M	O	S	C	O	4 W		L		
	T							I		O		
5 B								N				6 B
A						3 M	A	T	I	S	S	E
L		9 N	Y	E	T			E				E
L								R				T
E												S
T		8 N	E	S	T	I	N	G				

Across

1. The Gulf of Finland flows into the _____ Sea
2. The capital of Russia is _____
3. At the Hermitage, Bella & Harry saw paintings by this painter
8. Matryoshka dolls are also known as _____ dolls
9. This word means “no” in Russian

Down

1. A hydrofoil is a fast _____
4. The _____ Palace was a main home to the tsars
5. Bella was very excited to see the Russian _____ perform
6. Borscht is a soup made with _____
7. The Russian word “privet” means _____ in English