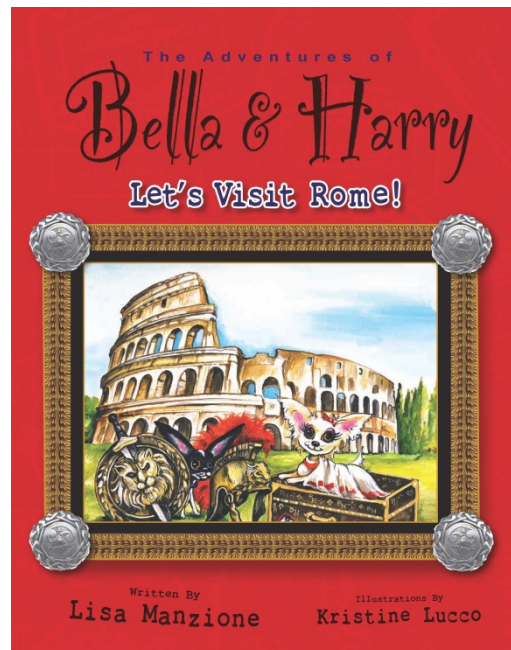


The Adventures of Bella & Harry:

Let's Visit Rome!

Written by: Lisa Manzione

Illustrations by: Kristine Lucco



Dear Teacher,

We hope you and your class enjoy reading about Bella & Harry and their visit to Rome. Here are some activities you may wish to do with your class.

Background Information for the Teacher:

The Bella & Harry series of children's picture books was created to inform children about different countries and customs, in a fun and creative way. This book is based on their journey to Rome.

Internet: To learn more about the series, please visit: www.BellaAndHarry.com.

Contact Information: email: Inquiries@BellaAndHarry.com or phone 855-235-5211.

Distribution is available through Ingram Publisher Services @ 855-802-8318

Our titles can also be ordered thru your favorite wholesaler or retailer.

The following titles are also available (please check our website for updates):

Let's Visit Paris!	978-1-937616-01-4	Let's Visit Venice!	978-1-937616-02-1
Let's Visit London!	978-1-937616-03-8	Let's Visit Cairo!	978-1-937616-04-5
Let's Visit Athens!	978-1-937616-05-2	Let's Visit Barcelona!	978-1-937616-06-9
Let's Visit Edinburgh!	978-1-937616-07-6	Let's Visit Rome!	978-1-937616-08-3
Let's Visit Istanbul!	978-1-937616-09-0	Let's Visit Jerusalem!	978-1-937616-00-7
Let's Visit Dublin!	978-1-937616-51-9	Let's Visit Maui!	978-1-937616-52-6
Let's Visit St. Petersburg!	978-1-937616-53-3	Let's Visit Vancouver!	978-1-937616-54-0

Activities:

1. **Compare and Contrast** - After reading *The Adventures of Bella & Harry: Let's Visit Rome!*, students can use the attached Venn Diagram to compare and contrast Rome with the United States. If you have read more than one adventure, you may want to compare and contrast those two cities as well.
2. **Comprehension** - Use the attached sheet to answer questions about the story.
3. **Vocabulary** - Use the attached sheet to match Italian words with the correct definition.
4. **Crossword Puzzle** - Use the attached crossword puzzle to fill in the blanks.
5. **Writing Assignment** - Use the attached sheet to help your students express what they have learned.

Extensions:

- ~Have a cultural day and try a variety of Italian foods.
- ~Have students think of other places they would like to learn more about.
- ~Use books and the internet to research Rome and Italy.
- ~Create a newspaper article about Rome.

Name: _____

Date: _____

Facts about Rome

Directions: Think back about the story and then answer the following questions.

1. Who were *gladiators*? _____

2. Rome is located in the country of _____ on the continent _____.
3. Some people believe Italy looks like a _____.
4. If you go to the *Roman Colosseum*, you can see the “hypogeum”. What is a “*hypogeum*” and what was it used for? _____

5. Describe the *Roman Forum*. _____

6. If you had gone to *Circus Maximus* long ago, what kind of races would you have seen there? _____
7. What is the name of the most famous Baroque fountain in Rome?

8. Why might someone go to an area called the “*Trident*”? _____


9. Rome has the longest and widest staircase in all of Europe. What is the name of this staircase? _____
10. What was something you learned from the book that you found interesting? _____

Name _____ Date _____

Rome Vocabulary Matching

Directions: Match the Italian words and phrases to their meaning.

- | | |
|-------------------|-----------------|
| 1. __ Si | A) Good evening |
| 2. __ No | B) Good night |
| 3. __ Famiglia | C) No |
| 4. __ Arrivederci | D) Family |
| 5. __ Buona sera | E) Good morning |
| 6. __ Buon giorno | F) Yes |
| 7. __ Buona notte | G) Good-bye |


Pretend you are in Rome. Create a short comic strip. Use speech bubbles () and include at least 2 of the above Italian words.

--	--	--

Name _____ Date _____

Bella & Harry

Let's Visit Rome!



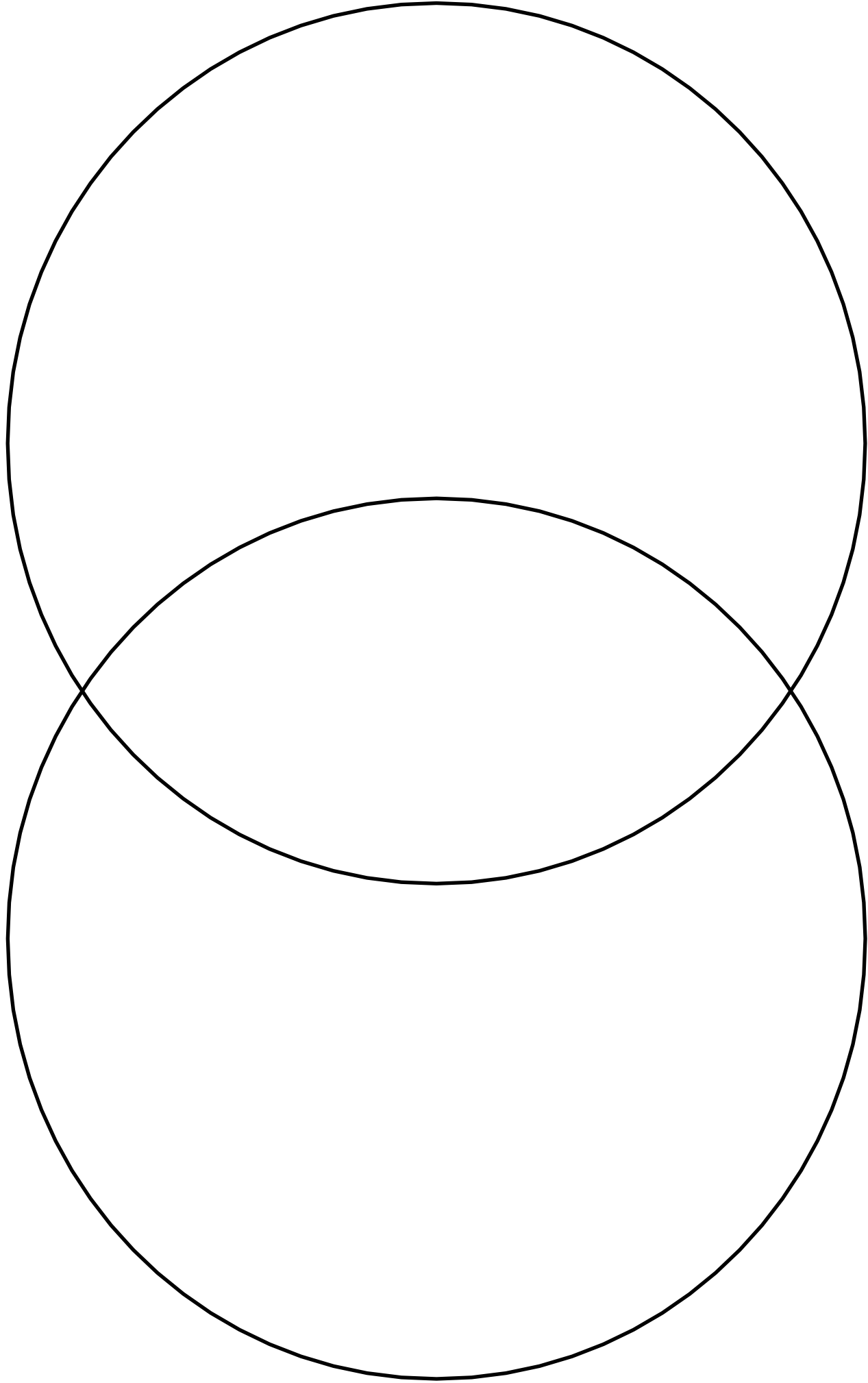
ACROSS

1. Harry pretended to be a _____
4. Rome was built on _____ hills
5. The _____ used to be a marketplace
8. An obelisk has _____ sides
9. One of the most famous fountains in Rome is the _____ fountain

DOWN

1. The Italian word for "thank you"
2. Some people think Italy looks like a _____
3. A round or oval building
6. Circus Maximus used to hold chariot _____
7. Piazza is another word for _____

Venn Diagram



Name: _____

Date: _____

ANSWER KEY

Facts about Rome

Directions: Think back about the story and then answer the following questions.

1. Who were *gladiators*? **People who were part of competitions that were held in large areas, usually with a crowd watching.**
2. Rome is located in country of **Italy** on the continent **Europe**.
3. Some people believe Italy looks like a **boot**.
4. If you go to the *Roman Colosseum*, you can see the “hypogeum”. What is a “*hypogeum*” and what was it used for? **An underground area of the Roman Colosseum where gladiators would wait before their competition.**
5. Describe the *Roman Forum*. **An old area in Rome that used to be a marketplace, then other buildings were built. Meetings used to be held there. Now it is mostly ruins.**
6. If you had gone to *Circus Maximus* long ago, what kind of races would you have seen there? **Chariot races.**
7. What is the name of the most famous Baroque fountain in Rome? **The Trevi Fountain (or Fontana di Trevi).**
8. Why might someone go an area called the “*Trident*”? **To eat or go shopping**
9. Rome has the longest and widest staircase in all of Europe. What is the name of this staircase? **The Spanish Steps.**
10. What was something you learned from the book that you found interesting? _____

Name _____ Date _____

ANSWER KEY

Rome Vocabulary Matching

Directions: Match the Italian words and phrases to their meaning.


- | | |
|-------------------------|-----------------|
| 1. F Si | A) Good evening |
| 2. C No | B) Good night |
| 3. D Famiglia | C) No |
| 4. G Arrivederci | D) Family |
| 5. A Buona sera | E) Good morning |
| 6. E Buon giorno | F) Yes |
| 7. B Buona notte | G) Good-bye |

Name _____ Date _____

ANSWER KEY

Bella & Harry

Let's Visit Rome!



ACROSS

- 1. Harry pretended to be a _____
- 4. Rome was built on _____ hills
- 5. The _____ used to be a marketplace
- 8. An obelisk has _____ sides
- 9. One of the most famous fountains in Rome is the _____ fountain

DOWN

- 1. The Italian word for "thank you"
- 2. Some people think Italy looks like a _____
- 3. A round or oval building
- 6. Circus Maximus used to hold chariot _____
- 7. Piazza is another word for _____