


The Adventures of Bella & Harry: Let's Visit Beijing!

Written by: Lisa Manzione

Illustrations by: Kristine Lucco



Dear Teacher,

We hope you and your class enjoy reading about Bella & Harry and their visit to Beijing. Here are some activities you may wish to do with your class.

Background Information for the Teacher:

The “Bella & Harry” series is an informative, interactive and exciting way to introduce children to travel, different countries, customs, history and landmarks. Traveling the world with these two cute and cuddly Chihuahuas will allow the young reader to gain an appreciation of the world and its cultural diversity.

Internet: To learn more about the series, please visit: www.BellaAndHarry.com.

Contact Information: email: Inquiries@BellaAndHarry.com or phone 855-235-5211.

The following titles are available (please check our website for updates):

Let’s Visit Paris!	978-1-937616-01-4	Let’s Visit Venice!	978-1-937616-02-1
Let’s Visit London!	978-1-937616-03-8	Let’s Visit Cairo!	978-1-937616-04-5
Let’s Visit Athens!	978-1-937616-05-2	Let’s Visit Barcelona!	978-1-937616-06-9
Let’s Visit Edinburgh!	978-1-937616-07-6	Let’s Visit Rome!	978-1-937616-08-3
Let’s Visit Istanbul!	978-1-937616-09-0	Let’s Visit Jerusalem!	978-1-937616-00-7
Let’s Visit Dublin!	978-1-937616-51-9	Let’s Visit Maui!	978-1-937616-52-6
Let’s Visit St. Petersburg!	978-1-937616-53-3	Let’s Visit Vancouver!	978-1-937616-54-0
Let’s Visit Berlin!	978-1-937616-55-7	Let’s Visit Beijing!	978-1-937616-56-4
	Let’s Visit Rio de Janeiro!		978-1-937616-57-1
	Christmas in New York City!		978-1-937616-58-8

Activities:

1. **Compare and Contrast** - After reading The Adventures of Bella & Harry: Let’s Visit Beijing!, students can use the attached Venn Diagram to compare and contrast Beijing with a city in the United States. If you have read more than one adventure, you may want to compare and contrast those two cities as well.
2. **Comprehension** - Use the attached sheet to answer questions about the story.
3. **Vocabulary** - Use the attached sheet to match Chinese (Mandarin) words with the correct definition.
4. **Crossword Puzzle** - Use the attached crossword puzzle to fill in the blanks.
5. **Writing Assignment** - Use the attached sheet to help your students express what they have learned.

Extensions:

- ~ Choose one of Beijing’s landmarks and research more about it.
- ~ Use books and the internet to research Beijing or China.
- ~ Have students think of other places they would like to learn more about.
- ~ Create a newspaper article about Beijing.
- ~ Look up and research other cities that begin with the letter “B” or countries that begin with “C”.
- ~ Have a cultural day and try a variety of Chinese food.
- ~ Choose a landmark in Beijing (or China) and research more about it.
- ~ Create a journal pretending the student is visiting Beijing. Have them document what they see and do.

NAME: _____ DATE: _____

Facts About Beijing

Directions: Think back about the story and answer the following questions.

1. Bella and Harry used a chairlift to visit which landmark in Beijing?

2. Which dynasty built a very large piece (5,500 miles long) of the Great Wall of China?

3. What are some foods you might eat while visiting Beijing?

4. Who used to live in the Summer Palace?

5. What was the Temple of Heaven Complex originally used for?

6. What are some of the things people now do at the Temple of Heaven Complex?

7. What are the names of the two sections of the Forbidden City?

8. Can you name at least one of the gates in the Forbidden City?

9. Why are many of the roofs yellow in the Forbidden City?

10. What do the animals on the roofs in the Forbidden City mean?

11. What was something that you learned about Beijing that you found interesting?

Name _____ Date _____

Chinese (Mandarin) Vocabulary Matching

Directions: Match the Chinese (Mandarin) words and phrases to their meaning.

- | | |
|---------------------|-----------------|
| 1. ___ Ni hao | A) Good Morning |
| 2. ___ Xiexie ni | B) Good Evening |
| 3. ___ Zao an | C) Thank you |
| 4. ___ Bushi | D) Yes |
| 5. ___ Wanshang hao | E) No |
| 6. ___ Zaijian | F) Hello |
| 7. ___ Shi | G) Good-bye |

Pretend you are in Beijing. Draw and label three things you might see if you were there.


--	--	--

Name _____

Date _____

Bella & Harry

Let's Visit Beijing!



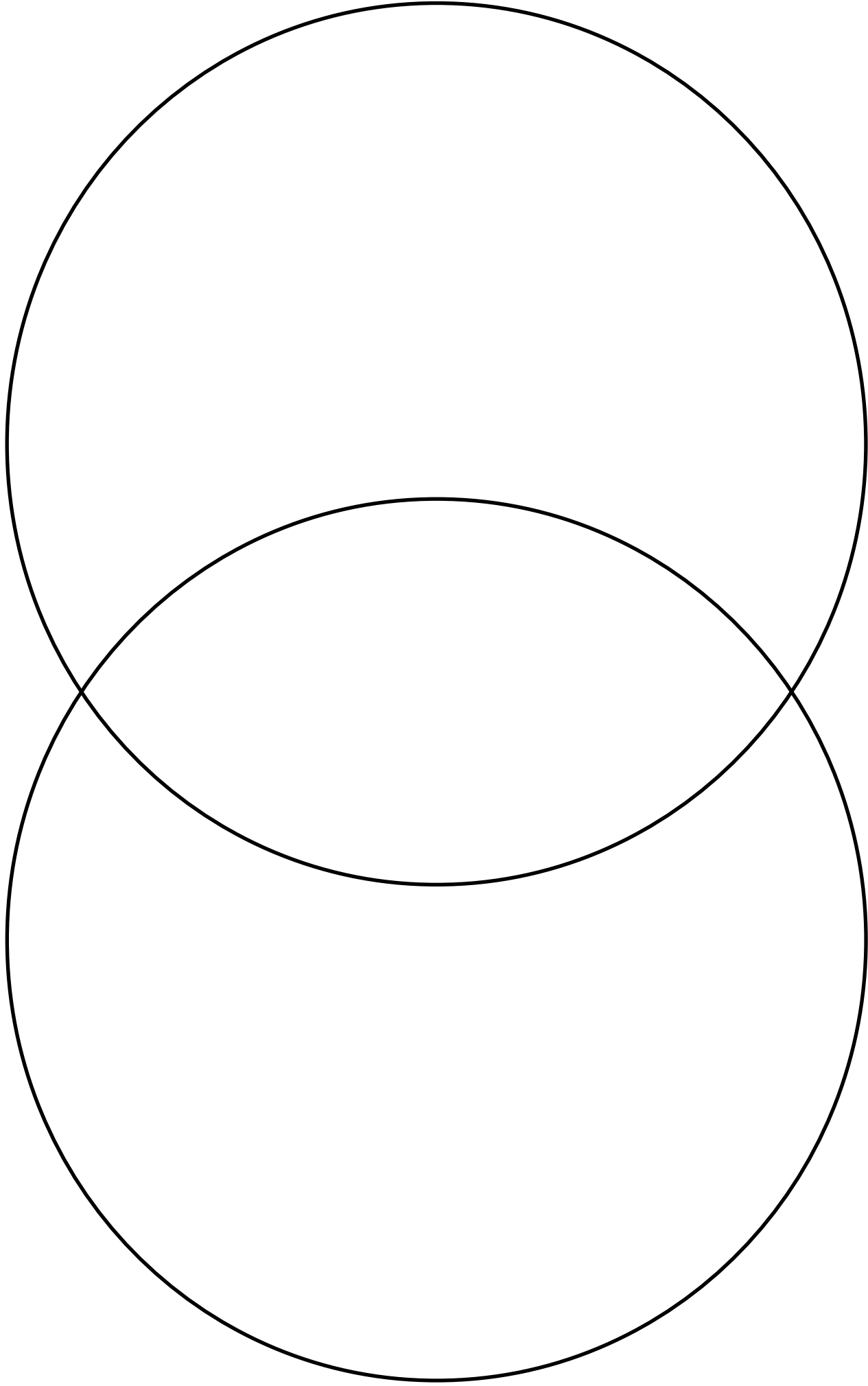
ACROSS

- 5. Bella and Harry visited this portion of the Great Wall of China
- 8. This is the name of one of the walkways at the Summer Palace
- 10. _____ Lake is located at the Summer Palace

DOWN

- 1. The largest royal park in Beijing
- 2. This means "good-bye" in Chinese (Mandarin)
- 3. Bella and Harry used this type of sled at the Great Wall of China
- 4. Bella and Harry visited the Forbidden _____
- 6. The Summer Palace used to be called the Garden of _____ Ripples
- 7. Bella and Harry visited the Temple of _____ complex
- 9. Bella and Harry visited the Great _____ of China

Venn Diagram



Name _____ Date _____

Summarize the Story

Directions: In your own words, summarize the story. Remember to include the important facts and information that you learned.



NAME: _____ DATE: _____

Answer Key

Facts About Beijing

Directions: Think back about the story and answer the following questions

1. Bella and Harry used a chairlift to visit which landmark in Beijing?

The Great Wall of China.

2. Which dynasty built a very large piece (5,500 miles long) of the Great Wall of China?

The Ming Dynasty.

3. What are some foods you might eat while visiting Beijing?

Sweet ears (fried cakes), Peking duck, zha jiang mian (noddles with pork, vegetables and sauce).

4. Who used to live in the Summer Palace?

Emperors.

5. What was the Temple of Heaven Complex originally used for?

It was a religious complex where emperors would pray for a good harvest.

6. What are some of the things people now do at the Temple of Heaven Complex?

People go there to enjoy free time. Many people exercise (tai chi) and play games (Chinese chess).

7. What are the names of the two sections of the Forbidden City?

The northern section (Inner Court) and the southern section (Outer Court).

8. Can you name at least one of the gates in the Forbidden City?

The Gate of Heavenly Peace, the Meridian Gate and the Gate of Divine Might.

9. Why are many of the roofs yellow in the Forbidden City?

Yellow is the symbol of the royal family.

10. What do the animals on the roofs in the Forbidden City mean?

The more important a building is, the more animals it will have on the roof.

11. What was something that you learned about Beijing that you found interesting?

Name _____ Date _____

Answer Key

Chinese (Mandarin) Vocabulary Matching

Directions: Match the Chinese (Mandarin) words and phrases to their meaning.

- | | |
|--------------------------|-----------------|
| 1. F Ni hao | A) Good Morning |
| 2. C Xiexie ni | B) Good Evening |
| 3. A Zao an | C) Thank you |
| 4. E Bushi | D) Yes |
| 5. B Wanshang hao | E) No |
| 6. G Zaijian | F) Hello |
| 7. D Shi | G) Good-bye |

Pretend you are in Beijing. Draw and label three things you might see if you were there.

--	--	--

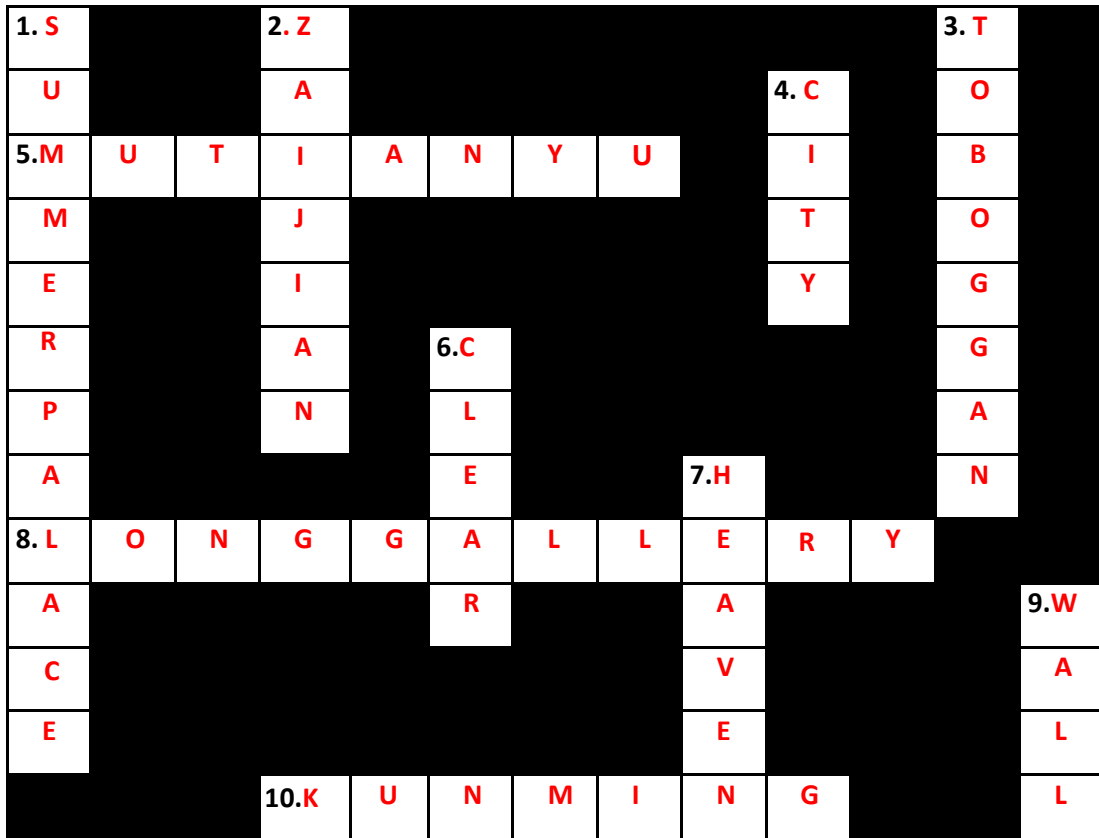
Name _____

Date _____

ANSWER KEY

Bella & Harry

Let's Visit Beijing!



ACROSS

5. Bella and Harry visited this portion of the Great Wall of China
8. This is the name of one of the walkways at the Summer Palace
10. _____ Lake is located at the Summer Palace

DOWN

1. The largest royal park in Beijing
2. This means "good-bye" in Chinese (Mandarin)
3. Bella and Harry used this type of sled at the Great Wall of China
4. Bella and Harry visited the Forbidden _____
6. The Summer Palace used to be called the Garden of _____ Ripples
7. Bella and Harry visited the Temple of _____ complex
9. Bella and Harry visited the Great _____ of China